

Collapsible spill bund ECCOTARP

Collapsible spill bund CARGO



INSTRUCTIONS FOR USE

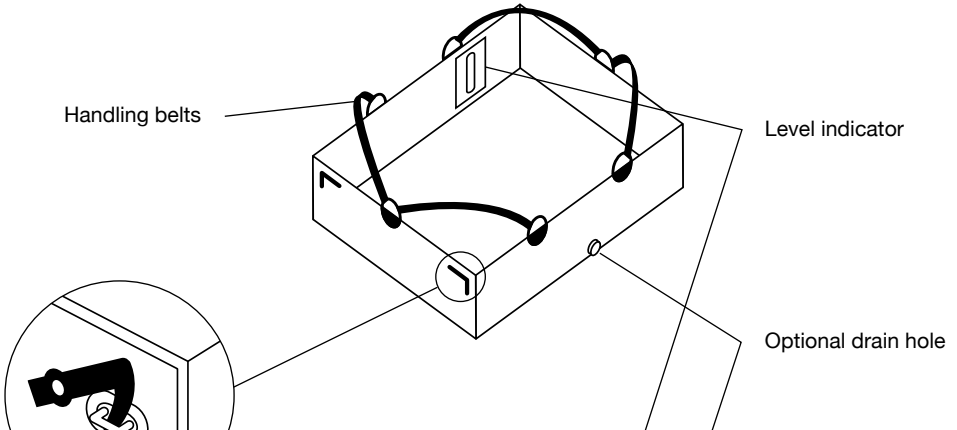
EN



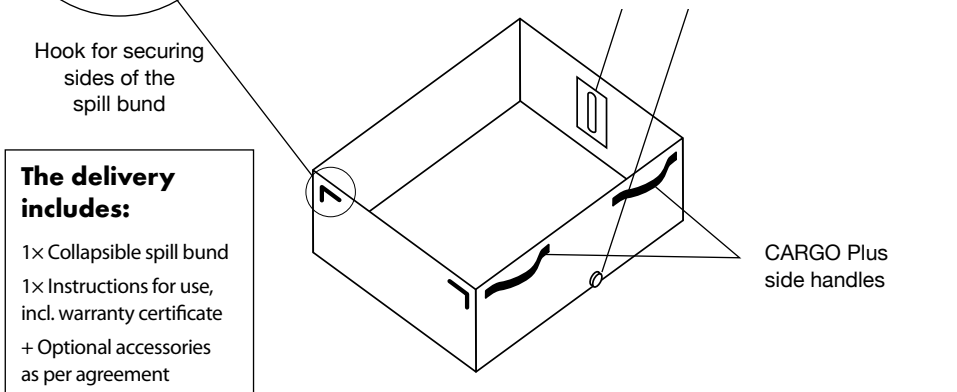
This document describes the operation and characteristics of the ECCOTARP and CARGO collapsible spill bunds. It contains important information about how to use the bunds properly and how to increase their reliability and life. This document must always be available in the place where the bunds are used. Keep it together with the bunds at all times. The operator is responsible for using the bunds safely and in compliance with the instructions in this manual, which applies to any third persons as well. If you have any doubts about the correct use of the bunds, please contact the manufacturer or an authorized dealer.

The ECCOTARP and CARGO collapsible spill bunds („bunds“) are versatile protective equipment made of chemically resistant material (PVC reinforced fabric). They are **portable, lightweight and easily shapeable**. That is why they are effective especially in fast deployment during accidents. Their advantage is their adaptability to various obstacles and uneven surfaces. Due to their resistance to chemicals and petroleum products they can be used in a wide range of applications, especially in emergency services, petrochemical industry, logistic and industrial warehouses, lorry transport and shipping, during elimination of machinery defects on shop floors, at the airports and in the ports, in agriculture and forestry, i.e. everywhere where hazardous substances might leak.

Collapsible spill bund ECCOTARP



Collapsible spill bund CARGO



Specification of types of collapsible spill bunds

Collapsible spill bunds ECCOTARP

ECCOTARP collapsible spill bunds have specially welded corners, which allow them to be very quickly put into the ready-for-use position. In the the upper part of the sides there are two riveted stainless-steel rings into which TPU handling belts with safety fastening hooks can be snapped. These belts can be used to move the bund easily. The bunds have rigid reinforcements in the side walls.

The ECCOTARP collapsible spill bunds are produced in different types and sizes so that they can be used in the widest possible range of applications – from catching minor leaks to efficient decontamination of both persons and objects.

The **XL LOW** is suitable for improvised decontamination of persons because it is lower than the XL HIGH.

The **EASY PACK** has more segmented reinforcement parts in its sides, which means it can be more easily shaped around an obstacle and folded into a smaller pack.

The **SHALLOW**'s advantage is that it can be used in badly accessible low or narrow areas. It can also be used for catching drops during the tapping and pouring of liquids.

Collapsible spill bunds CARGO

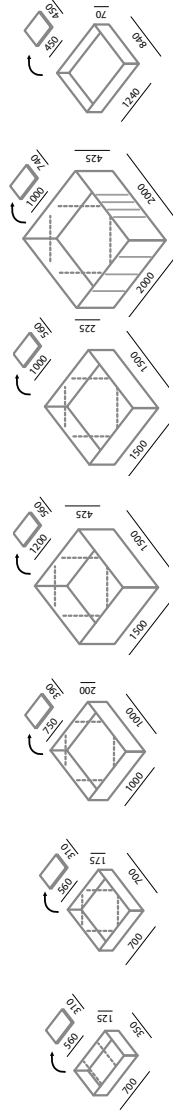
Collapsible spill bunds CARGO do not have welded corners, so they can be conveniently arranged around a pallet and then lifted by a fork lift or pallet truck ("sandwich": pallet, bund, pallet inside). The bunds have light-weight reinforcements in the side walls.

CARGO EUR bunds have perfect dimensions for being arranged around EUR-pallet. Their volume is 210 litres and they can be delivered without side handles (CARGO EUR) or with side handles (CARGO EUR Plus).

CARGO DP bunds have a square shape. Their volume is 300 litres and they can be delivered without side handles (CARGO DP) or with side handles (CARGO DP Plus).

Technical details

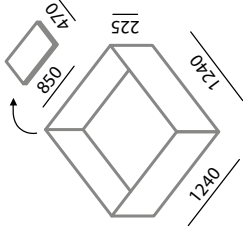
Collapsible spill bunds ECCOTARP



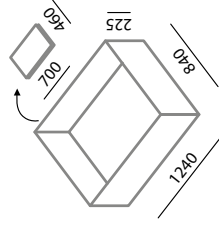
Type	ET 01 S	ET 02 M	ET 03 L	ET 04 XL HIGH	ET 041 XL LOW	ET 051 XXL EASY PACK	ET 06 SHALLOW
Dimensions (mm)	350 × 700 × 125	700 × 700 × 175	1000 × 1000 × 200	1500 × 1500 × 425	1500 × 1500 × 225	2000 × 2000 × 425	1240 × 840 × 70
Capacity (l)	25	75	175	900	450	1600	50
Dimensions/unfolded (mm)	950 × 350	1050 × 700	1400 × 1000	2350 × 1500	1950 × 1500	2850 × 2000	1380 × 840
Shipment box dimensions (mm)	560 × 310 × 130	560 × 310 × 130	750 × 390 × 130	1200 × 560 × 100	1000 × 560 × 100	1000 × 740 × 120	450 × 450 × 80
Weight (kg)	2,0	3,3	5,6	17,8	9,8	23,2	2,9
Standard accessories							
Bag (mm)	260 × 520	345 × 580	500 × 810	600 × 1240	600 × 1050	800 × 1050	350 × 450
Optional accessories at extra cost							
Pad (mm)	1000 × 500	1300 × 1300	1300 × 1300	2200 × 2200	2200 × 2200	2200 × 2200	1300 × 1300
Protective insert ET 11-16	yes	yes	yes	yes	yes	yes	yes
Drain hole D25/other		yes	yes	yes	yes	yes	yes
Ball valve D25/other		yes	yes	yes	yes	yes	yes
5m hose with a coupling D25		yes	yes	yes	yes	yes	yes

Technical details

Collapsible spill bunds CARGO



ET 062 CARGO DP



ET 061 CARGO EUR

Type	ET 061 CARGO EUR	ET 062 CARGO DP
Dimensions (basin) (mm)	1240 × 840 × 225	1240 × 1240 × 225
Capacity (l)	210	300
Dimensions (unfolded) (mm)	1700 × 1300	1700 × 1700
Shipment box dimensions	700 × 460 × 80	850 × 470 × 80
Weight (kg)	4,5	7
Standard accessories		
Bag ET 07 (mm)	770 × 550	890 × 550
Optional accessories at extra cost		
Protective pad ET 09 (mm)	1300 × 1300	1300 × 1300
Drain hole D25/other	yes	yes
Ball valve D25/other	yes	yes
5m hose with a coupling D25	yes	yes

General information



When using the bunds, observe these instructions as well as all the safety notices herein.

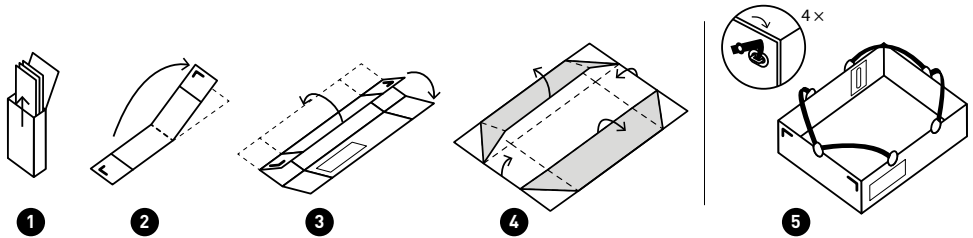
1. The bunds are designed as fast solution for emergency situations. They are intended for catching hazardous substances leaking into the environment.
2. They are produced in different dimensions and versions.
3. Their structure can be shaped and adapted to uneven surface and other obstacles.
4. The bunds are self-supporting.
5. They are made of a chemically resistant material – PVC with a protective proofing layer (PES/PVC 680 g/m²) – see Chemical resistance certificate, p. 10.
6. The bunds are not intended for long-term storage of aggressive substances.
7. The range of temperatures for the use of the bunds is from -30 °C to +70 °C.
8. Their maximum carrying capacity is 200 kg.
9. They can be used with or without handling belts.
10. As a standard, the bunds are delivered in transport bags.
11. In order to increase the life of the bunds we recommend using the following optional accessories: protective pads and protective inserts, see p. 8.
12. The bund can be fitted with a drain hole and a ball valve on request.

Instructions for putting the bund into the ready-to-use position

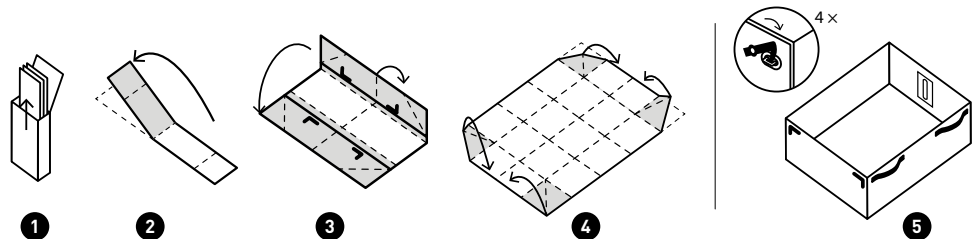


Take the bund out of the transport bag. Unfold it so that it is flat. Lift the sides and secure the corners with the yellow hooks to simply make a bund.

Illustrated instructions for unfolding the Collapsible spill bund ECCOTARP

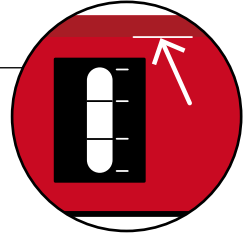


Illustrated instructions for unfolding the Collapsible spill bund CARGO



Handling instructions and safety warnings

1. Put the bund onto a flat surface, if possible.
2. Make sure there are no sharp objects under the bund, such as pieces of broken glass, nails, sharp stones, etc., which might mechanically damage its bottom.
3. Do not put the product near fire or any other sources of heat.
4. The range of temperatures for the use of the bunds is from -30 °C to +70 °C.
5. The bunds are resistant to a large number of different liquids and loose materials (see the Chemical resistance certificate, p. 10). For unknown substances we recommend using the protective insert, which enhances the bund's resistance. The protective insert is an optional accessory.
6. The bunds are not intended for long-term storage of aggressive substances.
7. Fill the bund up only to the upper weld joint of the reinforcement.
8. Do not move or pull an empty or a filled bund on the ground – the manufacturer's warranty does not cover mechanical damage.
9. Use the handling belts (which are also suitable for being hung on the fork of a fork lift truck) to move a filled bund.
10. Make sure not to exceed the maximum carrying capacity of 200 kg.
11. After each use it is necessary to wash the bund thoroughly, clean it with suitable detergents and let it dry completely.
12. Observe the safety measures for working with hazardous liquids and with substances harmful to the environment.
13. Make sure you observe any necessary precautions regarding personal safety, such as the use of protective equipment.



Recommended optional accessories

The following optional accessories for spill bunds are provided for a surcharge.

Accessories for Collapsible spill bunds ECCOTARP

Type	ET 01 S	ET 02 M	ET 03 L	ET 04 XL HIGH	ET 041 XL LOW	ET 051 XXL EASY PACK	ET 06 SHALLOW
Pad (mm)	1000 × 500	1300 × 1300	1300 × 1300	2200 × 2200	2200 × 2200	2200 × 2200	1300 × 1300
Protective insert ET 11-16	yes	yes	yes	yes	yes	yes	
Drain hole D25/other		yes	yes	yes	yes	yes	
Ball valve D25/other		yes	yes	yes	yes	yes	
5m hose with a coupling D25		yes	yes	yes	yes	yes	

Accessories for Collapsible spill bunds CARGO

Type	ET 061 CARGO EUR	ET 062 CARGO DP
Protective pad ET 09 (mm)	1300 × 1300	1300 × 1300
Drain hole D25/other	yes	yes
Ball valve D25/other	yes	yes
5m hose with a coupling D25	yes	yes

Secure the protective insert in the ready bund using the metal clips. Using the bund with the protective insert increases chemical resistance, makes disposal of collected substance easier and protects the bund, which, as a result, does not need to be cleaned. The collected liquid must be disposed of in compliance with applicable regulations. The protective insert can be cleaned in the same way as the bund and then reused.

The protective pad and the protective insert significantly extend the bund's life.

Maintenance and storage

After the draining and prescribed environment-friendly disposal of the collected substance, the product must be washed with proper neutralization detergent (in the case of aggressive substances) and lukewarm water or another suitable detergent. We recommend storing the bunds folded in the carrying bag so that they are not damaged while not in use. The bund must be dried thoroughly before it is put into the bag. For long-term storage, place the bund in a dry place out of the reach of UV radiation.

Important contact information

Manufacturer and qualified service:

Metal Arsenal s.r.o.

Poděbradova 1920

289 22 Lysá nad Labem

Czech Republic

info@eccotarp.com

T: +420 737 802 153

T: +420 777 472 640

T: +420 603 117 839

Repair

Any repair work on the collapsible spill bunds must always be done by the manufacturer's qualified personnel. In the event of unprofessional repair or design change, the product's proper operation cannot be guaranteed. If you want to request repair, order accessories or lodge a complaint, please, contact your qualified supplier.

Warranty conditions

The warranty period is indicated in the warranty certificate on the last page of these Instructions for use.

The warranty period is 24 months and begins on the day indicated in the warranty certificate. The warranty does not apply to the normal wear and tear or to damage caused by improper use or by the instructions in this manual not being observed.

Warning – the warranty does not cover damage from long-term exposure to chemicals. This can also occur after the product is improperly cleaned after intervention. Even a small amount of aggressive chemicals will cause degradation of the material from which it is made during long-term exposure. This can be manifested by microscopic cracks on the surface, or by a change in the properties of the material, which can lead to easy damage and tearing.

Disposal

The bund and/or the used insert must be disposed of in compliance with applicable legal regulations and with the user's internal directives.

Chemical resistance certificate

Applicable to all types of Collapsible Spill Bunds, Tanks, Funnels, Drip trays and Protective Liners.

Resistance levels:

- A) resistant
- B) resistant for at least 3 hours
- C) non-resistant

Name of substance	Chemical formula	Resistance level at the temperature of 20 °C	Resistance level at the temperature of 60 °C	Name of substance	Chemical formula	Resistance level at the temperature of 20 °C	Resistance level at the temperature of 60 °C				
LIQUID SUBSTANCES											
Acetone	CH ₃ COCH ₃	C	C	Hydrogen sulphide	H ₂ S	A	B				
Acetonitrile	CH ₃ CN	A	A	Styrene	C ₈ H ₈	A	A				
Ammonia	NH ₃	A	A	Pentane	C ₅ H ₁₂	A	A				
Benzene	C ₆ H ₆	B	B	Toluene	C ₇ H ₈ CH ₃	C	C				
Tar	mixture	C	C	Salt water		A	A				
Dimethylformamide	C ₄ H ₉ NO	A	A	Water	H ₂ O	A	A				
Ethanol	C ₂ H ₅ OH	B	B	Hydrogen peroxide	H ₂ O ₂	A	A				
Ethylene glycol	C ₂ H ₄ O ₂	B	B	Kerosene	C ₇ -C ₁₆	C	C				
Ethyl acetate	C ₄ H ₈ O ₂	C	C	SOLID SUBSTANCES							
Ethylbenzene	C ₈ H ₁₀	A	A	Ammonium acetate	CH ₃ COONH ₄	A	A				
Formaldehyde	CH ₂ O	B	B	Borax	Na ₂ [B ₃ O ₆ (OH) ₄]-8H ₂ O	A	A				
Chlorine	Cl ₂	C	C	Sugar	mixture	A	A				
Chloroform	CHCl ₃	C	C	Potassium cyanide	KCN	A	A				
Transformer oil		A	A	Ammonium nitrate	NH ₄ NO ₃	A	A				
Gear oil		B	B	Calcium nitrate	Ca(NO ₃) ₂	A	A				
SAE 40 oil		A	A	Phenol	C ₆ H ₅ OH	B	B				
Lubricating oil		A	A	Ammonium phosphate	(NH ₄) ₃ PO ₄	A	A				
Silicone oil		A	A	Potassium nitrate	KNO ₃	A	A				
Turpentine distillates		B	B	Potassium	KOH	A	A				
Hydrochloric acid	HCl	B	B	Sodium hydroxide	NaOH	A	A				
Nitric acid	HNO ₃	B	B	Ammonium chloride	NH ₄ Cl	A	A				
Phosphoric acid	H ₃ PO ₄	A	B	OPERATING FLUIDS							
Formic acid	HCOOH	B	B	Petrol		B	B				
Acetic acid	CH ₃ COOH	A	B	Diesel fuel		B	B				
Sulphuric acid	H ₂ SO ₄	A	B	Motor oil		B	B				
Sulphurous acid	H ₂ SO ₃	A	B	Methyl tert-butyl ether (MTBE)	C ₄ H ₁₀ O	B	B				
Isopropyl alcohol	C ₃ H ₇ O	B	B	Hydraulic oils		B	B				
Methanol	CH ₃ OH	B	B								
Methylene chloride	CH ₂ Cl ₂	C	C								
Sodium chloride solution 20%	NaCl	A	A								
Mercury	Hg	A	A								

Notice:

Ecotarp collapsible products are compatible to varying degrees with the substances listed above.

However, given the almost unlimited number of potential combinations of chemicals plus the influence of factors such as concentration and temperature, this list does not claim to be definitive and is only intended for informative purposes in predicting the behaviour of the chemicals concerned.

Compatibility with the listed substances cannot be entirely guaranteed. Neither the manufacturer nor the distributor provides any warranty, nor do they accept any responsibility for resultant damage.

For a reliable estimate of the level of resistance to a specific substance, we recommend you to test small samples using miniature laboratory funnels which can be provided upon request by the manufacturer. Given that it is not always possible to identify and assess the nature of corrosive substances, the manufacturer recommends using the Ecotarp protective liner.



Ecotarp collapsible products are not intended for long-term storage of retrieved spilt liquids. They were developed first and foremost for rapid use in emergencies, for capturing hazardous substances during the time immediately before its correct disposal.

Warranty Certificate



This product is guaranteed for 24 months.

This warranty covers:

for defects caused by a manufacturing defect of the material used, in particular a leak at the welds, a defect in the fittings and any other damage, not caused by demonstrable mishandling by the user or any modification of the product.

This warranty does not cover:

damages caused by improper handling and use of the product and failure to follow the „user manual“. For example, punctures or other damage caused by placing the product in an inappropriate area with sharp objects, higher load handling weight than stated in the „user manual“, use or placing the product near open flames, and other inappropriate uses.

Warning – the warranty does not cover damage from long-term exposure to chemicals. This can also occur after the product is improperly cleaned after intervention. Even a small amount of aggressive chemicals will cause degradation of the material from which it is made during long-term exposure. This can be manifested by microscopic cracks on the surface, or by a change in the properties of the material, which can lead to easy damage and tearing.

The manufacturer is not liable for any direct or indirect damage caused by other than the recommended use of the product.

Complaints must be applied within 24 months of purchase from your supplier. When applying please provide your complaint with full details – product serial number, proof of purchase, appropriate photographic documentation and a detailed description of the circumstances in which a fault has occurred.

Product name:

Production code:

Date of sale:

Failure description:

Stamp and signature:

In case of problems, please contact: